

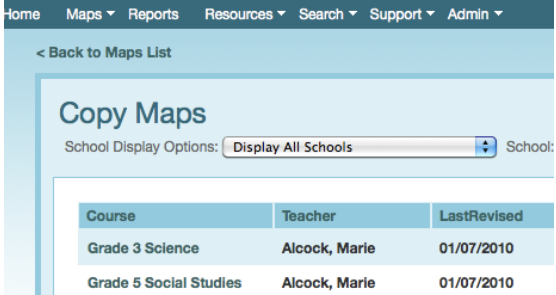
May, 2010
Product Update
Announcement

Collaborative Learning is excited to announce enhancements for Curriculum Mapper 2010™ and Instruction Planner™
These changes were released and available as of May 5, 2010.

Curriculum Mapper 2010™ Enhancements

1. Path: **My Maps** and select **Copy Maps**

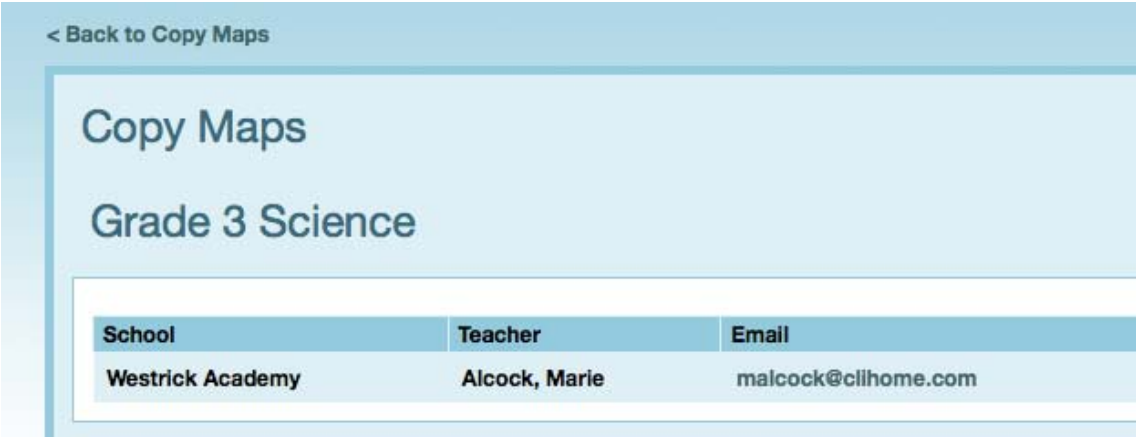
You are now able to sort any of the three columns and all columns now sort in alphabetical order.



Course	Teacher	LastRevised
Grade 3 Science	Alcock, Marie	01/07/2010
Grade 5 Social Studies	Alcock, Marie	01/07/2010

2. Path: **My Maps** and select **Copy Maps** next select a map

If you want to copy an additional map you now have the ability to return to your **Maps List** on the previous page by clicking **Back to Copy Maps**. Previously you returned to the **My Maps** page.



School	Teacher	Email
Westrick Academy	Alcock, Marie	malcock@clihome.com

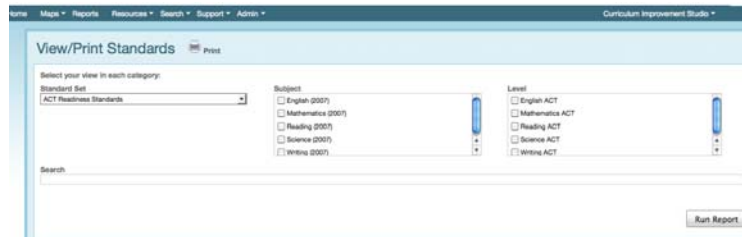
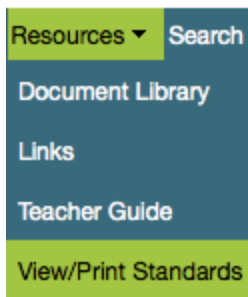
- 3. Path: **School Maps** and select a map (Moving forward from May 5, 2010 this feature will work for maps that you now send from Instruction Planner to Curriculum Mapper)

The Block Title above the Content, Skills and Assessment is now carried over from Instruction Planner to Curriculum Mapper 2010.

February 2010			
Similes and Metaphors			
Content	Content	Content	Questions
A. Metaphors	A. Metaphors 1. Define a metaphor 2. Explain how metaphors are used in writing	Quiz 1 - Metaphors and Similes Quiz 2 - Metaphors and Similes	

- 4. Path: **Resource Tab** to **View/Print Standards**

The Report “How do I view standards?” in **My Reports** and **School Building Reports** was removed. You are now able to **View/Print Standards** under the **Resource Tab** for the same functionality as in CM Classic.



- 5. CM Classic report links can now be found in the Reports Tab in CM2010. Look below the School and Building Reports for links to these reports.

My Reports

Curriculum Maps

- How do I search my maps by keywords?

Standards

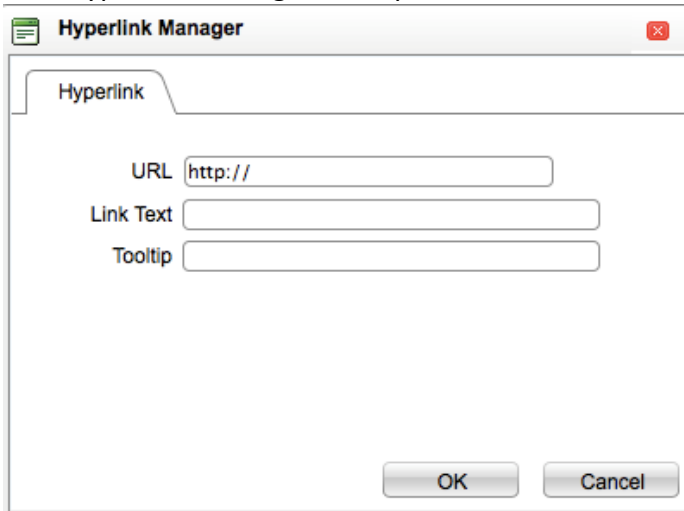
- How do I view standards in my curriculum maps over time?
- How do I view or compare the frequency and instructional level of standards?
- How do I view standards in my curriculum maps for multiple years?
- How do I view standards not associated with my curriculum maps?

Compare Courses	Search/Compare
School Snapshot	Standards Analysis

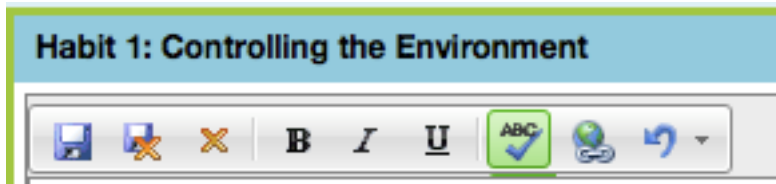
Instruction Planner Enhancements

1. Path: Select a **Text Box** in Instruction Planner and click the Edit button
The Edit Toolbar within a text box has been updated. Changes you will notice:

- The Hyperlink Manager is simplified to 3 boxes

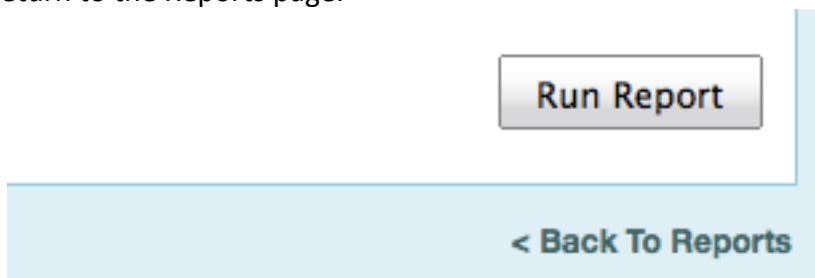


- The Spellchecker feature has improved.
- A green box will appear as you hover over one of the tools



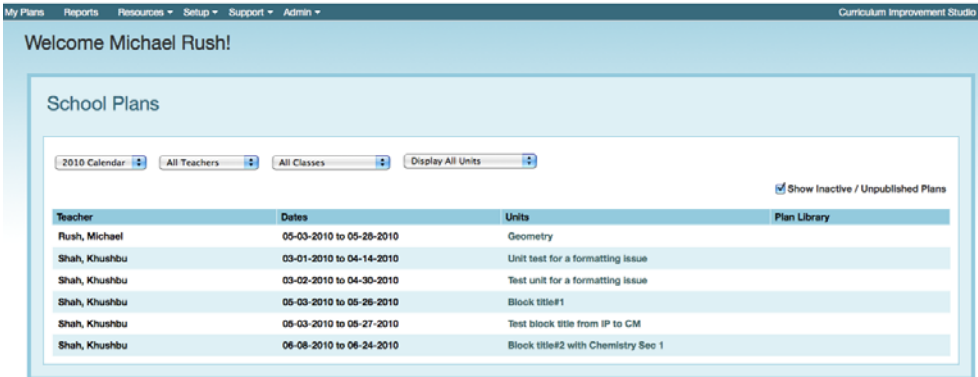
2. Path: **Reports Tab** and select a report to run

A new link "**Back to Reports**" can be found on the bottom of each report page to allow the user to quickly return to the Reports page.



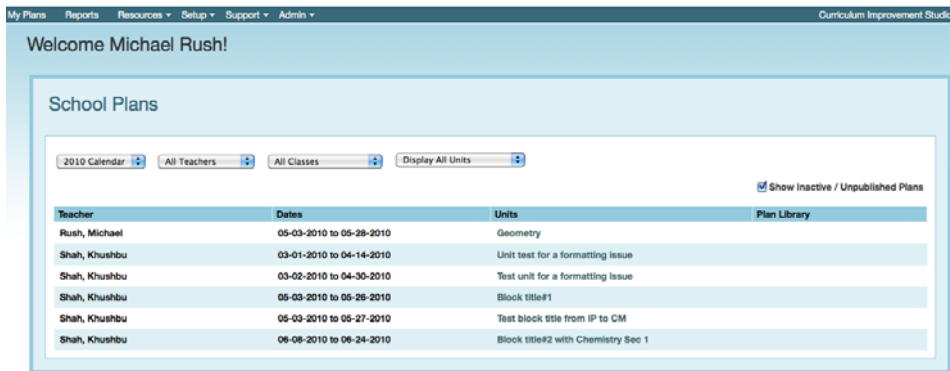
3. Path: **School Plans** page

The user is now able to hide/show unpublished school library plans on the School Plans page.



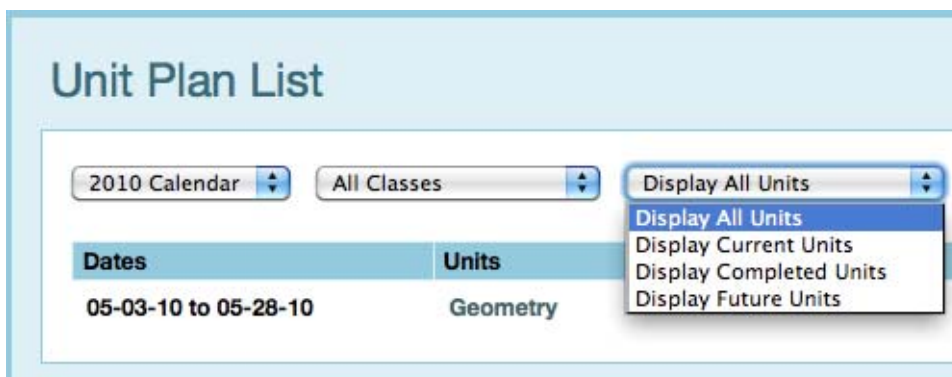
4. Path: **Administrator Login** directed to School Plans page

Administrators now go directly to the **School Plans** page after they login instead of the **My Plans** page.



5. Path: **My Plans** page or **School Plans** page

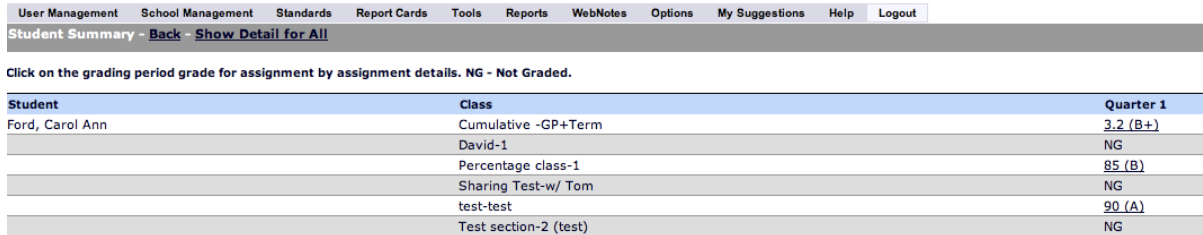
When viewing Unit plans in the **Drop Down menu**, users will notice that the default display in the menu is now **Display All Units**. The user may click the menu to select a different option.



StandardsScore Enhancements

1. Path: Family User Account

In the Family User account, both the symbol and its numeric equivalent will be able to be viewed on the home page for each course listed.



The screenshot shows a web application interface with a navigation menu at the top containing: User Management, School Management, Standards, Report Cards, Tools, Reports, WebNotes, Options, My Suggestions, Help, and Logout. Below the menu is a "Student Summary" section with links for "Back" and "Show Detail for All". A message states: "Click on the grading period grade for assignment by assignment details. NG - Not Graded." Below this is a table with three columns: Student, Class, and Quarter 1.

Student	Class	Quarter 1
Ford, Carol Ann	Cumulative -GP+Term	3.2 (B+)
	David-1	NG
	Percentage class-1	85 (B)
	Sharing Test-w/ Tom	NG
	test-test	90 (A)
	Test section-2 (test)	NG

2. Path: Teacher User Account to **Report Card Grade Override**

In the **Teacher User account**, there will be a message that pops up reminding users that grades entered in the GradeBook will not be included in the student averages after grade protection has been applied.

